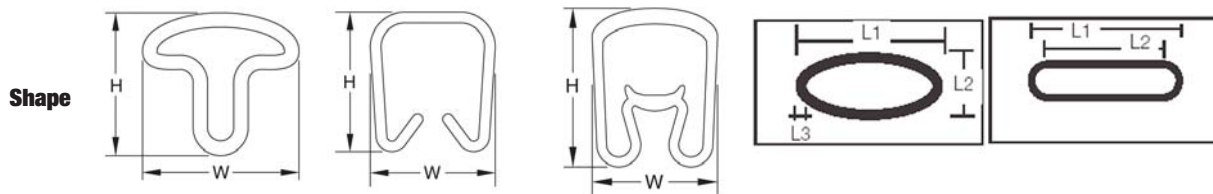



## Sleeve Markers

### Vinyl Sleeve Markers

E-Z-Code<sup>®</sup>

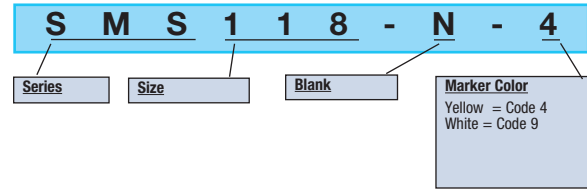
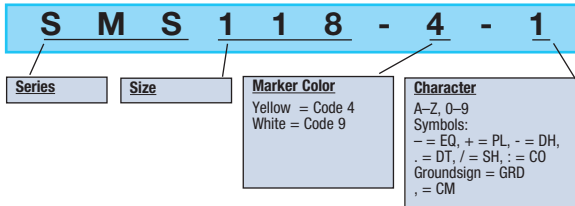
### Sleeve Markers Features at a Glance



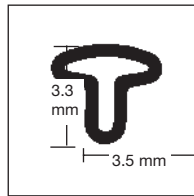
For more information, see	<b>P. 21</b>	<b>P. 22</b>	<b>P. 21, 22</b>	<b>P. 23</b>	<b>P. 23</b>
Style	Closed Y-shape	Open clip-on	Closed spring-action	Closed oval	Closed slotted
Application	Install on wires before connection	Install on wires before or after connection	Install on wires before connection	Install on wires before connection or on holders	Install on holders*
Wire Size Range	23-20 AWG	18-6 AWG	22-5 AWG	10-6 AWG for direct install: any size with holder*	Any size with holder*
Marker Size	0.130 in. H x 0.138 in. W	0.142 in. H x 0.146 in. W to 0.264 in. H x 0.272 in. W	0.142 in. H x 0.138 in. W to 0.650 in. H x 0.433 in. W	L1 = 11.3 mm L2 = 4.3 mm L3 = 0.75 mm	L1 = 11.3 mm L2 = 10 mm
Packaging	Reel	Strips	Strips, disc or reel Loose bag	Discs	Bags

\* Holder fastens with cable ties around cable or pipe

### Vinyl Sleeve Markers



### SMY Sleeve Markers

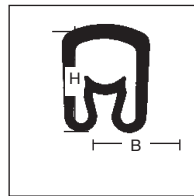


Closed combination marker. A special Y-shaped profile covers a wide diameter range of small wires. The large print surface of the marker enables excellent readability in normal reading distances.

Cat. No.	Color	Recommended wire diameter (in.)	AWG	Std. Pkg
<b>SMY079-4-*</b>	Yellow	0.039 – 0.079	23–20	1001 = Reel/1000
<b>SMY079-9-*</b>	White			

\*Replace with character required.

### SMS Sleeve Markers



Closed combination marker, permanent grip and adjustable marking sleeve for as yet unconnected wires. Unique profile with spring-action bellows covers a wide diameter range. Twist-protection for secure combination marking.

Cat. No.	Color	Recommended wire diameter (in.)	AWG	Std. Pkg
<b>SMS118-4-*</b>	Yellow	0.051 – 0.118	22-16	1 = BAG/250 10 Strips of 25 Markers
<b>SMS118-9-*</b>	White			
<b>SMS196-4-*</b>	Yellow	0.059 – 0.197	16-10	
<b>SMS196-9-*</b>	White			
<b>SMS394-4-*</b>	Yellow	0.157 – 0.394	13-4	
<b>SMS394-9-*</b>	White			
<b>SMS630-4-*</b>	Yellow	0.315 – 0.630	5	1 = BAG/20
<b>SMS630-9-*</b>	White			

\*Replace with character required.

### SML Sleeve Markers - 200 in a Bag



Cat. No.	Color	Recommended wire diameter (in.)	AWG	Std. Pkg
<b>SML118-4-*</b>	Yellow	0.051 - 0.118	22-16	Loose Bag 1200
<b>SML196-4-*</b>	Yellow	0.059 - 0.197	16-10	

## Sleeve Markers

### Vinyl Sleeve Markers

**S M S 1 1 8 - 4 - 1**

<b>Series</b>	<b>Size</b>	<b>Marker Color</b> Yellow = Code 4 White = Code 9	<b>Character</b> A-Z, 0-9 Symbols: - = EQ, + = PL, - = DH, . = DT, / = SH, : = CO Groundsign = GRD , = CM
---------------	-------------	--	---

**S M S 1 1 8 - N - 4**

<b>Series</b>	<b>Size</b>	<b>Blank</b>	<b>Marker Color</b> Yellow = Code 4 White = Code 9
---------------	-------------	--------------	--

E-Z-Code®

### SMD Sleeve Markers – Markers on a Compact Disc



Cat. No.	Color	Recommended wire diameter (in.)	AWG	Std. Pkg
<b>SMD118-4*</b>	Yellow	0.051 – 0.118	22–16	1 = Compact Disc/500
<b>SMD118-9*</b>	White			
<b>SMD196-4*</b>	Yellow	0.059 – 0.197	16–10	
<b>SMD196-9*</b>	White			
<b>SMD394-4*</b>	Yellow	0.157 – 0.394	13-4	1 = Compact Disc/250
<b>SMD394-9*</b>	White			
<b>SMDP394-9*</b>	White	Recommended for use with RG6 & RG59 coaxial cable	12–4	1 = Compact Disc/250

\*Replace with character required.

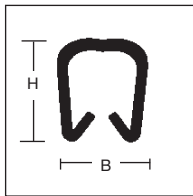
### SMR Sleeve Markers – 1000 Continuous Markers on a Reel



Cat. No.	Color	Recommended wire diameter (in.)	AWG	Std. Pkg
<b>SMR118-4*</b>	Yellow	0.051 – 0.118	22–16	1 = Reel / 1000
<b>SMR118-9*</b>	White			
<b>SMR196-4*</b>	Yellow	0.059 – 0.197	16–10	
<b>SMR196-9*</b>	White			

\*Replace with character required.

### SMC Sleeve Markers – Clip-On Markers



Type Designation	Height (H) mm	Width (B) mm	Text Height mm
<b>SMC118</b>	3.6	3.7	2.6
<b>SMC157</b>	4.2	4.5	
<b>SMC197</b>	5.5	5.7	4.0
<b>SMC244</b>	6.7	6.9	

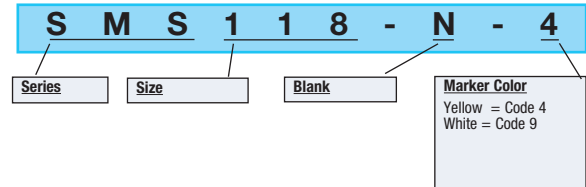
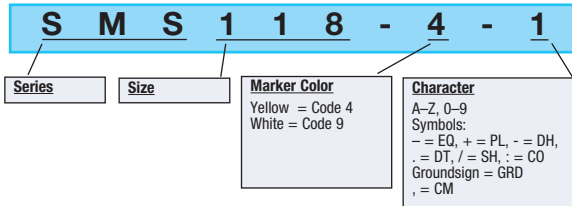
Open marker sleeve for already connected wires. Securely positioned with help of barbs. Fast snap installation.

Cat. No.	Color	Recommended wire diameter (in.)	AWG	Std. Pkg
<b>SMC118-4*</b>	Yellow	0.094 – 0.118	18–16	1 = BAG/200 (10 strips x 20 pcs)
<b>SMC118-9*</b>	White			
<b>SMC157-4*</b>	Yellow	0.118 – 0.157	16–14	
<b>SMC157-9*</b>	White			
<b>SMC197-4*</b>	Yellow	0.157 – 0.197	12–10	
<b>SMC197-9*</b>	White			
<b>SMC244-4*</b>	Yellow	0.197 – 0.244	8–6	
<b>SMC244-9*</b>	White			

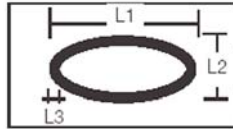
\*Replace with character required.

## Sleeve Markers

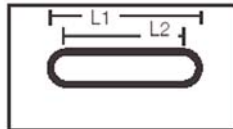
### Vinyl Sleeve Markers



### SMO and SMK Sleeve Markers – 500 Markers on a Compact Disc and Bag of 100



The SMK type is a combination marker for cable and pipe marking. Installed quickly onto SMKH or SMOH holder which is fastened with cable ties around the cable. Made of cadmium and silicone free rigid PVC. **SMO type can also be used with SMKH or SMOH holders or directly on cable.**



Cat. No.	Color	Recommended wire diameter (in.)	Holders	AWG	Std. Pkg
<b>SMO256-4*</b>	Yellow	0.147 – 0.256	Use with holders	10–6	1 = Compact Disc/500
<b>SMO256-9*</b>	White	0.197 – 0.256			
<b>SMK244-4*</b>	Yellow	-	SMKH or SMOH	-	1 = BAG/100
<b>SMK244-9*</b>	White				

*\*Replace with character required.*

Type Designation	Dimensions in mm (nominal)			
	Height (H) mm	L1 mm	L2 mm	L3 mm
<b>SMO</b>	0.197–0.256	11.3	4.3	0.75
<b>SMK</b>	-	-	10.0	-

Cat. No.	Color	Holds a Max of		Std. Pkg
		SMO	SMK	
<b>SMOH07-0</b>	Black	7	8	1 = Bag/100 Holders
<b>SMOH12-0</b>		12	13	
<b>SMOH18-0</b>		18	19	
<b>SMOH30-0</b>		30	31	
<b>SMKH10-0</b>		10	10	
<b>SMKH20-0*</b>		20	20	

*\*Made of Polyamide 6/6 resistant to organic solvents with limited resistance against acids and alkalis. Recommended Ty-Rap® cable tie is TY524MX. Other colors available. Consult your Regional Sales Office.*

Reference Ty-Rap selection, see page 97.

### APPLICATION

